

Features

Individually addressable manual fire alarm stations with:

- Power and data supplied through IDNet addressable communications using a single wire pair
- Operation that complies with ADA requirements
- Pull lever that protrudes when alarmed
- Break-rod supplied, use is optional

Multiple models are available:

- Single action operation
- Double action operation, Breakglass or Push
- Two stage pull station

For use with Simplex IDNet communications

Compact, sealed construction:

- Allows mounting in standard electrical boxes (with spacer)
- Screw terminals for wiring connections
- Reduces dust infiltration

Tamper resistant reset key lock (keyed same as Simplex fire alarm cabinets)

Multiple mounting options:

- Surface or semi-flush with standard or matching Simplex boxes
- Flush mount adapter available
- Adapters are available for retrofitting of existing addressable stations

Description

The Simplex 4099 Series addressable stations combine the familiar Simplex manual station housing with a compact communication module that is easily installed to satisfy demanding applications. Its integral individual addressable module (IAM) constantly monitors status and communicates changes to the connected control panel using Simplex IDNet communications wiring.

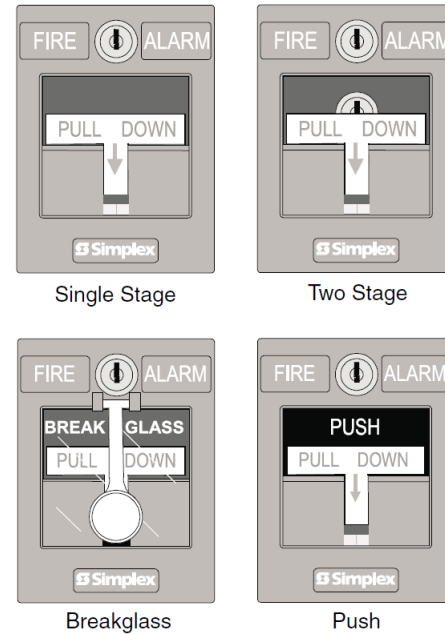


Figure 1: IDNet addressable manual stations

Note: Figure shows Single stage; Two stage; Breakglass; and Push addressable manual stations.

Operation

Activation of the Simplex 4099-9001 single manual station requires a firm downward pull to activate the alarm switch. Completing the action breaks an internal plastic break-rod which is visible below the pull lever, use is optional. The use of a break-rod can be a deterrent to vandalism without interfering with the minimum pull requirements needed for easy activation. The pull lever latches into the alarm position and remains extended out of the housing to provide a visible indication.

Double Action Stations (Breakglass) require the operator to strike the front mounted hammer to break the glass and expose the recessed pull lever. The pull lever then operates as a single action station.

Double Action Stations (Push Type) require that a spring loaded interference plate (marked PUSH) be pushed back to access the pull lever of the single action station.

Station reset requires the use of a key to reset the manual station lever and deactivate the alarm switch. If the break-rod is used, it must be replaced.

Station testing is performed by physical activation of the pull lever. Electrical testing can be also performed by unlocking the station housing to activate the alarm switch.

IDNet addressable manual station product selection

Table 1: Addressable manual stations

Model	Description
4099-9001	Single action addressable manual station
4099-9002	Double action addressable manual station, Breakglass operation
4099-9003	Double action addressable manual station, Push operation
4099-9004CA	Two-stage addressable manual station
4099-9005CA	Two-stage addressable manual station with N/C Contact
4099-9006CA	Two-stage addressable manual station, Breakglass operation
4099-9007CA	Two-stage addressable manual station, Breakglass operation with N/C Contact
4099-9008CA	Single action addressable manual station with N/C Contact
4099-9009CA	Single action addressable manual station, Breakglass operation with N/C Contact
4099-9004	Single action addressable manual station

Note: Models shown are English Language. Add 'F' for French, 'B' for Bilingual, for example, 4099-9004CA, 4099-9004CAF, 4099-9004CAB.

Table 2: Mounting accessories

Model	Description	Reference
2975-9178	Surface mount steel box, red	See Figure 2 for dimensions
2975-9022	Cast aluminum surface mount box, red	
2099-9810CA	Semi-flush trim plate for single gang box, red	Primarily for retrofit, see Figure 3
2099-9814	Surface trim plate for Wiremold 5744-2, red	Primarily for retrofit, see Figure 3
2099-9819	Flush mount adapter kit, black	See Figure 3 for details
2099-9820	Flush mount adapter kit, beige	
2099-9803	Replacement breakglass	—
2099-9804	Replacement break-rod	—
252-019	B key for manual station reset	—

Specifications

Table 3: General specifications

Specification	Rating
Power and communications	IDNet, 1 address per station, up to 2500 ft (762 m) from fire alarm control panel, up to 10,000 ft (3048 m) total wiring distance (including T-Taps)
Address means	Dipswitch, 8 position
Wire connections	Screw terminal for in/out wiring, for #18 to #14 AWG wire
UL listed temperature range	32°F to 120°F (0°C to 49°C) intended for indoor operation
Humidity range	Up to 93% RH at 100°F (38°C)
Housing colour	Red with white raised lettering
Material	Housing and pull lever are Lexan® polycarbonate
Pull lever colour	White with red raised lettering
Housing dimensions	5 in. H x 3.75 in. W x 1 in. D (127 mm x 95 mm x 25 mm)

Installation references

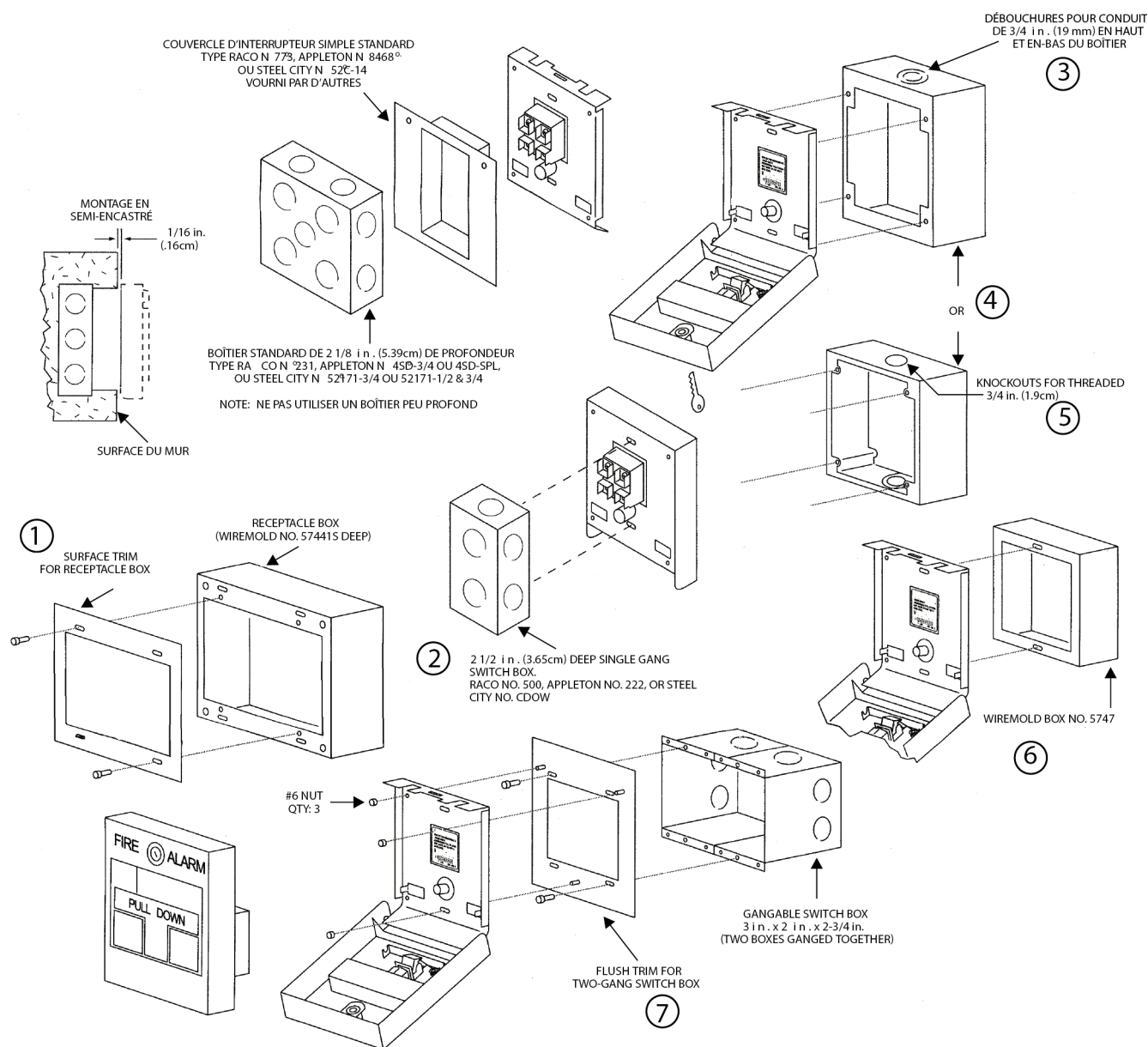


Figure 2: IDNet manual station mounting for 4099-9001, 4099-9002, 4099-9003

Table 4: Figure reference

Callout	Description
1	2099-9814
2	Switch box not furnished by Simplex
3	Furnished by Simplex
4	Box 2975-9178 or 2975-9022
5	Conduit top and bottom of box furnished by Simplex
6	Not furnished by Simplex
7	2099-9813

Note: Refer to N.B.C. 3.2.4.12 for requirements on manual pull stations. Refer to CAN/ULC-S524, Section 5-2 for the requirements on the installation of manual pull stations.

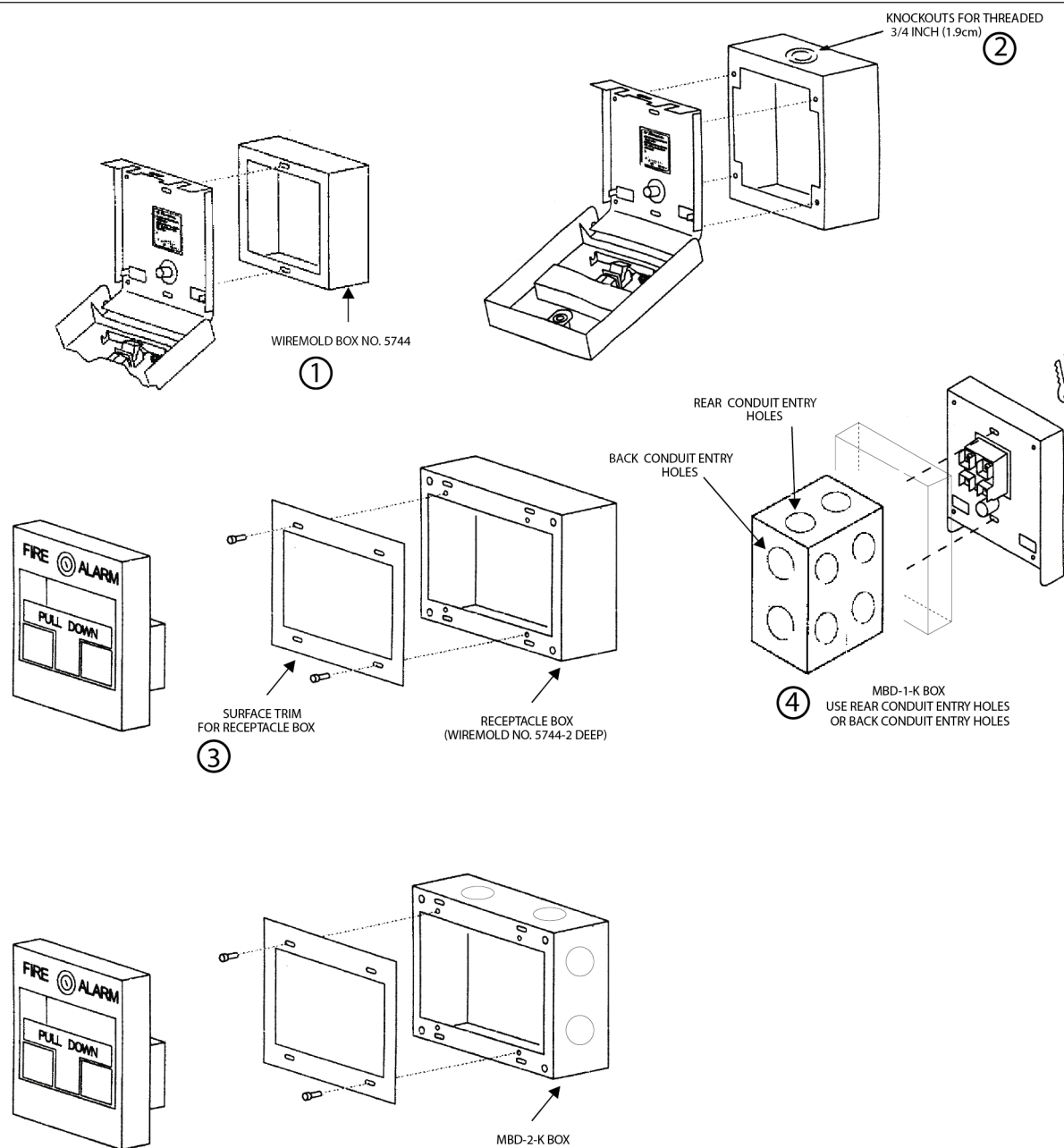


Figure 3: IDNet manual station mounting for 4099-9004, 4099-9005, 4099-9006, 4099-9007, 4099-9008, 4099-9009

Table 5: Figure reference

Callout	Description
1	Not furnished by Simplex
2	Conduit top and bottom of box furnished by Simplex
3	2975-0001 or 2975-9312C
4	Not furnished by Simplex. Use rear conduit entry holes or back conduit entry holes.